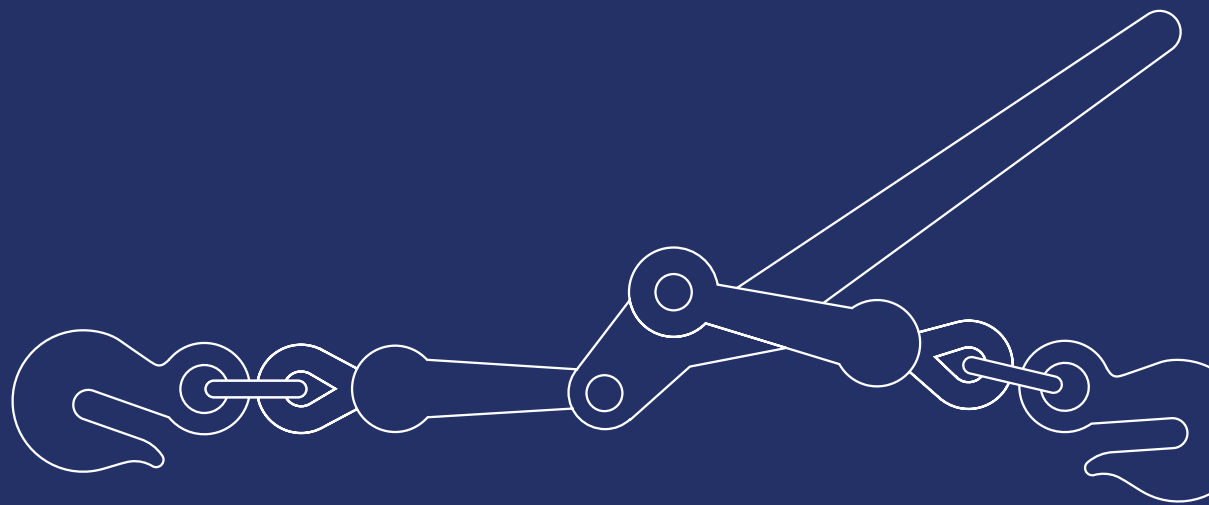


Endurance

Chain & Accessories that go the distance



PWB
ANCHOR
The lifting equipment specialists

TRANSPORT CHAIN & FITTINGS



PWB Anchor Transport Chain & Accessories

Designed to keep you on the move

The complete PWB Anchor range of Transport Chain and Accessories has been manufactured specifically for effective load restraint in the rigorous conditions faced by the Australian road freight and transport industry. Available in a comprehensive range of sizes, HiLITE transport chains are proof tested and clearly marked to indicate appropriate lashing capacities, enabling easy selection of size and number of chains required to suit a load.

Standard Features

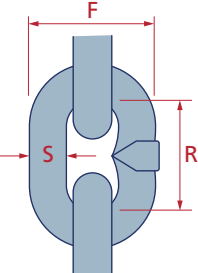
- HiLITE Chains designed and manufactured in Australia to suit requirements of the transport industry
- Compliance with the requirements of Australian and New Zealand AS/NZS 4344
- Chains clearly identified, and showing appropriate lashing capacities
- Proof tested
- Test certificates available on request
- Complete range of transport chain and accessories
 - Comprehensive selection of grab and claw hooks
 - Available in convenient loadbinding kits

Benefits

- Long product life
- High resistance to wear
- Strong, durable, lightweight
- Easy handling, easy lashing
- Simple selection of size and number of chains required to suit a load

PWB Anchor HiLITE Chain

Manufactured in Australia and with a distinctive golden finish, PWB Anchor HiLITE Chain is an easy to handle, high performance tie-down chain that combines the benefits of cleanliness, lightness, strength and security.

	Chain Size (mm)	Lashing Capacity (tonnes)	S (mm)	R (mm)	F (mm)	Part No	Metres/100kg	Link Marking
	6	2.3	6.3	18.8	21.6	41269	116.0	HILITE, 4344 - 2.3
	7.3	3.0	7.3	23.8	25.9	40556	87.7	HILITE, 4344 - 3.0
	8	4.0	8.0	23.8	27.0	41026	71.4	HILITE, 4344 - 4.0
	10	6.0	10.0	29.8	33.8	41027	46.3	HILITE, 4344 - 6.0
	13	9.0	12.7	38.0	42.5	41203	28.6	HILITE, 4344 - 9.0

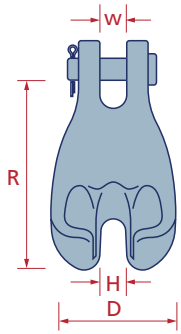


**Chain proudly
manufactured
in Australia**

HiLITE chain and fittings are NOT SUITABLE FOR INDUSTRIAL LIFTING PURPOSES

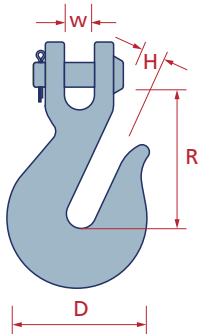
Note: Dimensions and masses subject to commercial tolerances and design changes without notice.

PWB Anchor Clevis Hooks



Claw Hook

Chain Size (mm)	Lashing Capacity (tonnes)	D (mm)	H (mm)	R (mm)	W (mm)	Mass (kg)	Part No
6-8	4.0	43.0	9.0	60.0	9.5	0.3	40558
10	6.0	53.0	11.0	75.0	11.1	0.6	40459



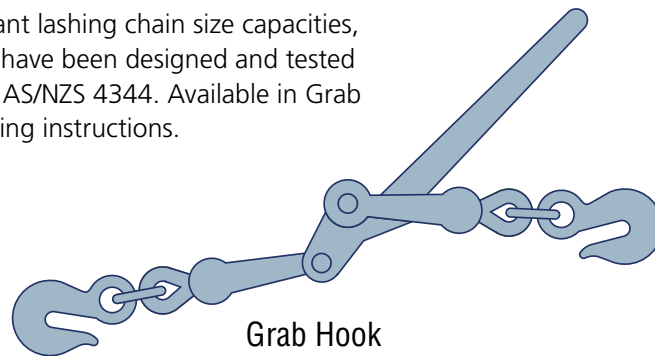
Grab Hook

Chain Size (mm)	Lashing Capacity (tonnes)	D (mm)	H (mm)	R (mm)	W (mm)	Mass (kg)	Part No
6	1.7	49.0	9.5	51.0	8.0	0.2	40298
8	3.0	57.0	11.0	56.0	11.0	0.4	40299
10	4.5	70.0	12.0	61.0	12.0	0.6	40300
13	6.7	84.0	16.7	86.0	15.1	2.0	40454

Ensure that lashing capacity is matched to chain size and hook type.

PWB Anchor AS Series Loadbinders

Clearly identified and carrying relevant lashing chain size capacities, PWB Anchor AS Series Loadbinders have been designed and tested to comply with the requirements of AS/NZS 4344. Available in Grab hook type and supplied with operating instructions.



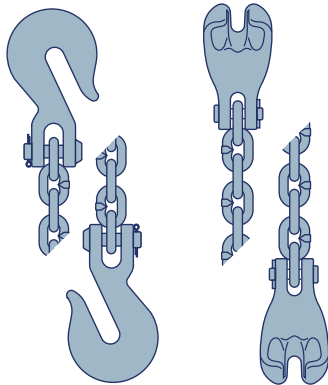
Chain Size (mm)	Lashing Capacity (kg)	Part No	Mass (kg)
6	1700	41228	1.5
7.3	2300	40467	3.7
8	3000	40467	3.7
10	4500	40467	3.7
13	6700	41230	5.2

HiLITE chain and fittings are NOT SUITABLE FOR INDUSTRIAL LIFTING PURPOSES.

Note: Dimensions and masses subject to commercial tolerances and design changes without notice.

PWB Anchor HiLITE Loadbinder Chain Kits


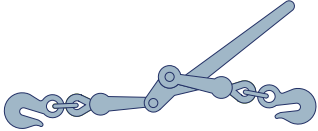

Ready to assemble and attractively packaged in a re-usable plastic container, PWB Anchor HiLITE Loadbinder Chain Kits are available in either Grab or Claw hook types in three popular lengths of 7.3mm HiLITE Chain.




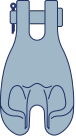
End Fittings	Lashing Capacity (kg)	Length (metres)	Mass (kg)	Part No
Grab Hook	2300	6.0	7.0	40550
Grab Hook	2300	7.5	8.6	40551
Grab Hook	2300	9.0	10.5	40552
Claw Hook	3000	6.0	7.1	40553
Claw Hook	3000	7.5	8.6	40554
Claw Hook	3000	9.0	10.1	40555

PWB Anchor Transport Chain Lashing System Selection Guide

Grab Hook Type

Size (mm)	System Lashing Capacity (kg)	Chain Type	Components	
		HiLITE Part No	Loadbinder Part No	Grab Hook Part No
6	1700	 41269	 41228	 40298
7.3	2300	40556	40467	40299
8	3000	41026	40467	40299
10	4500	41027	40467	40300
13	6700	41203	41230	40454

Claw Hook Type

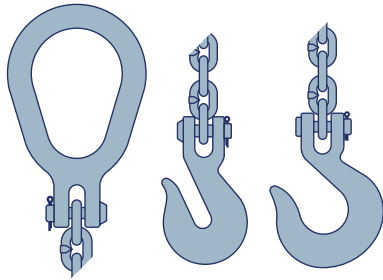
Size (mm)	System Lashing Capacity (kg)	Chain Type	Component
		HiLITE Part No	Claw Hook Part No
6	2300	 41269	 40558
7.3	3000	40556	40558
8	4000	41026	40558
10	6000	41027	40459

HiLITE chain and fittings are NOT SUITABLE FOR INDUSTRIAL LIFTING PURPOSES.

Note: Dimensions and masses subject to commercial tolerances and design changes without notice.

PWB Anchor Uni-Drag Chain Kits

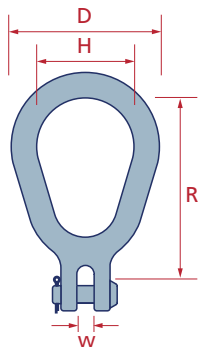
Available in three sizes of HiLITE chain, the PWB Anchor Universal Drag Chain Kit comes complete with Lug Link, incorporating both Slip and Grab Hook. Ready to assemble in a handy re-usable plastic container.



Chain Size (mm)	Drawbar Pull (tonnes)	Length (metres)	Mass (kg)	Part No
8	2.5	5.0	8.5	40596
10	4.0	5.0	13.0	40597
13	6.0	5.0	22.0	40598

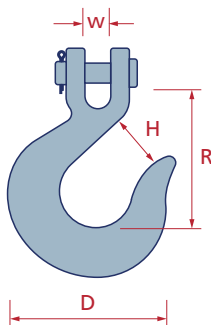
PWB Anchor Clevis Fittings

Lug Links



Chain Size (mm)	MWL (tonnes)	D (mm)	H (mm)	R (mm)	W (mm)	Mass (kg)	Part No
8	2.5	83.0	54.0	108.0	10.0	0.5	40463
10	4.0	87.0	54.0	107.0	12.0	0.6	40464
13	6.0	110.0	60.0	158.0	15.0	1.5	40465

Slip Hook



Chain Size (mm)	MWL (tonnes)	D (mm)	H (mm)	R (mm)	W (mm)	Mass (kg)	Part No
6	1.0	66.0	24.0	59.0	8.0	0.3	40455
8	2.5	78.0	27.0	75.0	9.5	0.4	40456
10	4.0	89.0	32.0	76.0	11.1	0.6	40457
13	6.0	124.0	44.0	100.0	15.1	1.3	40458

HiLITE chain and fittings are NOT SUITABLE FOR INDUSTRIAL LIFTING PURPOSES.

Note: Dimensions and masses subject to commercial tolerances and design changes without notice.



Care and Safety Instructions for PWB Anchor Transport Chain & Fittings

Chain and components used to form a restraint system should be of the same size and capacity, and the rating of the system should be the lowest component lashing capacity. Do not use the chain or components in a manner that will exceed the lashing capacity. Use of grab hooks or systems incorporating grab hooks reduces the lashing capacity by 25 percent.

Extending the useful life

The considerable useful life of lashing chain and components may be extended by observing PWB Anchor instructions for care and use.

Care

- Never heat or heat-treat the lashing chain or components
- Lightly oil the lashing chain or components prior to prolonged storage
- Store the lashing chain and components in a clean dry place


Use

- Ensure that the lashing chain or components are free of any significant damage or wear
- Ensure the lashing chain is evenly loaded in use
- Ensure the lashing chain is free of twists and is protected from any sharp corners
- Do not tie knots in the lashing chain
- Avoid the possibility of crushing the lashing chain under the load
- When the lashing chain is tensioned ensure the force applied does not exceed the manufacturer's recommendations
- Do not use any handle extension (cheater bar or pipe) to tension or release loadbinder. Hand tighten only.

HiLITE chain and fittings are NOT SUITABLE FOR INDUSTRIAL LIFTING PURPOSES

Every care has been taken to ensure the accuracy of information contained in this document which supersedes earlier publications, however PWB Anchor Ltd shall not be liable for any loss or damage howsoever caused arising from the application of such information.

PWB Anchor Ltd maintains a policy of progress development of products and reserves the right to alter without notice, the specifications shown within this document.





Securing a reputation for excellence

For over 80 years PWB Anchor has been recognised as Australia's undisputed leader in the manufacture and supply of premium quality chain and lifting equipment. With a vast distribution network, extensive stock holdings and spare parts, ISO 9001 accreditation and superior technical back-up, PWB Anchor provides the total lifting package to industry - unmatched Australia wide.

PWB Anchor Limited
ABN 28 004 235 732

Head office & manufacturing plant
441 Grimshaw Street
Bundoora Victoria Australia 3083
PO Box 77
Bundoora Victoria Australia 3083

Telephone
Sales +61 (0)3 9473 8270
Reception +61 (0)3 9467 2933
Facsimile +61 (0)3 9467 7290
pwbsales@pwbanchor.com.au
www.pwbanchor.com.au



**Quality
Endorsed
Company**
AS/NZS ISO 9001
Lic. 2945
STANDARDS
AUSTRALIA