




Strength

Alloy Chain & Fittings with the name that leads the grade



PWB
ANCHOR
The lifting equipment specialists

HERC-ALLOY 800 LIFTING SYSTEM



PWB Anchor Herc-Alloy 800™

Easily the best lift in the Grade 80 class

When it comes to lifting, you want to be 100% sure that you're using the best there is. And with PWB Anchor's Herc-Alloy high strength chain and fittings that's what you get. Manufactured from hardened and tempered steel, the Herc-Alloy 800 Lifting System is tough, durable and reliable. Backed by PWB Anchor's unequalled technical support, and meeting the most exacting quality control standards, Herc-Alloy 800 boasts the best safety record in the industry. Easily.

Standard Features

- Manufactured from hardened and tempered steel
- Superior performance in high impact applications
- Chain tested to a load in excess of 60% of the minimum break strength based on 800MPa
- 100% individually proof tested components and in accordance with AS 3776
- Factory assembled Chain Slings supplied tested and tagged in accordance with AS 3775
- ISO 9001 quality assurance accreditation
- Test certificates available on request

Benefits

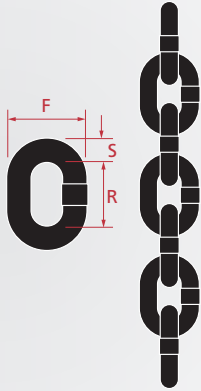
- Increased strength allows for lighter, more durable slings
- Tougher, more reliable lifting capability
- Easier handling
- Less downtime
- Increased product life
- Unsurpassed safety record

PWB Anchor Chain

Herc-Alloy 800™

Combining the qualities of high strength, low weight and durability resulting in easy, safe handling, Herc-Alloy chain is manufactured to the most exacting quality control standards and conforms to the mechanical properties of Grade T Chain specified in Australian Standard AS 2321.

Available in sizes ranging from 6mm to 32mm.



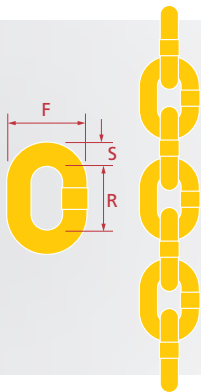
Chain Size (mm)	WLL (tonnes)	S (mm)	R (mm)	F (mm)	Part No	kg/100m
6.0	1.2	6.3	20.8	22.3	40135	85.2
7.1	1.6	7.1	23.8	25.9	40136	114.0
8.0	2.0	8.0	23.5	27.0	40959	140.0
10.0	3.2	9.7	29.8	33.8	40137	208.0
13.0	5.4	12.7	38.0	43.0	40138	349.0
16.0	8.0	16.0	47.8	54.0	40139	564.0
20.0	12.5	20.0	59.2	67.5	40140	878.0
22.0	15.5	22.0	65.0	74.2	40141	1066.0
26.0	21.6	26.0	78.0	96.2	41256	1510.0
32.0	32.8	32.0	96.0	112.0	40143	2300.0

Herc-Alloy 800™ Chain may be supplied with the following identification markings HA800 CM; PWB HA800; PWB HA; HA CM; CMU HA 800; G80; G800; HA800; HA8, PWB-HA8, MA8

Herc-Alloy 800™ Yellow

Comprising all the qualities of the Self-Colour range of chain, Herc-Alloy Chain is also available in a Yellow powder-coat painted finish for easy identification and handling.

Available in sizes from 7.1mm to 20mm.



Chain Size (mm)	WLL (tonnes)	S (mm)	R (mm)	F (mm)	Part No	kg/100m
7.1	1.6	7.1	23.8	25.9	42090	114.0
8.0	2.0	8.0	23.5	27.0	42091	140.0
10.0	3.2	9.7	29.8	33.8	42092	208.0
13.0	5.4	12.7	38.0	43.0	42093	349.0
16.0	8.0	16.0	47.8	54.0	42094	564.0
20.0	12.5	20.0	59.2	67.5	42095	878.0

Yellow Herc-Alloy 800™ Chain may be supplied with the following identification markings: HA800 CM; PWB HA800; PWB HA; HA CM; CMU HA 800; G80; G800; HA800; HA8, PWB-HA8, PWB 80.



**Chain proudly
manufactured
in Australia**

Chain sizes 6mm to 22mm manufactured in Australia

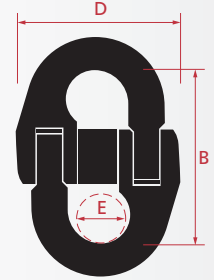
PWB Anchor Connectors

Hammerlok™

Dependable and easy to use, the Hammerlok's simple design is recognised for its traditional instant assembly, dismantling and reassembly of slings.



Chain Size (mm)	WLL (tonnes)	B (mm)	D (mm)	E* (mm)	Hole Dia† (mm)	Mass (kg)	Part No	Markings
6.0/7.1	1.6	46	43	13	14	0.1	40437	9/32 CM 7
7.1/8.0	2.0	53	50	16	15	0.2	40836	7-8 HAMMERLOK
10.0	3.2	66	60	22	19	0.3	40837	10 HAMMERLOK
13.0	5.4	86	80	30	23	0.8	40838	13 HAMMERLOK
16.0	8.0	103	94	32	27	1.1	40440	16 HAMMERLOK
20.0	12.5	121	109	38	32	1.7	40441	18/20 HAMMERLOK
22.0	15.5	131	135	44	34	2.7	40442	20/22 HAMMERLOK
26.0	21.6	146	157	51	40	4.4	40443	26 HAMMERLOK
32.0	32.8	174	197	57	51	8.1	40444	32 HAMMERLOK



* Largest stock diameter of fitting that the Hammerlok™ will accept.

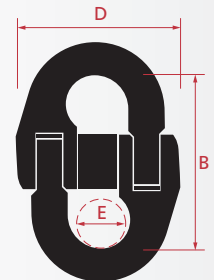
† Minimum hole diameter to accept male leg.

Couplok™

The PWB Anchor range of connectors has been extended to include the Couplok Connector. With its simple design, the Couplok incorporates a pin and solid stud centre for dependable and easy assembly.



Chain Size (mm)	WLL (tonnes)	B (mm)	D (mm)	E* (mm)	Hole Dia† (mm)	Mass (kg)	Part No	Markings
6.0	1.2	42	41	13	14	0.1	40835	6 PWB-8
16.0	8.0	106	106	33	30	1.3	40840	16 PWB-8
20.0	12.5	120	120	39	35	1.9	40841	20 PWB-8
22.0	15.5	138	136	44	38	3.1	40842	22 MAX A LOK 8
26.0	21.6	161	167	51	45	5.5	40843	26 MAX A LOK 8
32.0	32.8	210	212	62	52	10.0	40844	32 MAX A LOK 8



* Largest stock diameter of fitting that the Couplok™ will accept.

† Minimum hole diameter to accept male leg.

Ensure each connector body half (Hammerlok™ or Couplok™) shall not have in use more than one load-bearing component or chain. Always allow for sufficient articulation and avoid overcrowding to ensure the load will be transmitted axially.

For reassembly of connectors, a new pin and stud assembly is recommended.

PWB Anchor Oblong Links

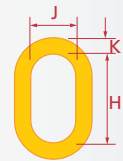
The unique range of Herc-Alloy Oblong Links allows for greater flexibility in selection and construction of chain sling or wire rope assemblies.

Regular Series Oblong Link

For use in both single and 2-leg applications



Chain Size (1 leg)	Chain Size (2 leg)	WILL (tonnes)	H (mm)	J (mm)	K (mm)	Mass (kg)	Part No	Markings*
6.0–10.0	6.0–8.0	3.5	88	44	13	0.3	40490	10-40490-8
13.0	10.0	5.5	114	57	20	0.9	40491	13-40491-10
16.0	13.0	9.4	130	63	22	1.2	40492	16-40492-13
20.0	16.0	13.8	160	80	30	2.7	40493	20-40493-16
22.0	20.0	21.6	180	90	33	3.7	40494	22-40494-20
26.0	22.0	26.8	200	100	39	5.5	40495	26-40495-22



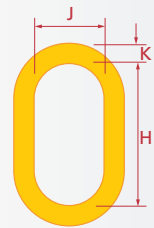
* Includes standard markings of either PWB-HA800 or PWB-HA8

Large Series Oblong Link

Wider and longer, the Large Series Oblong Link is also designed for use in both single and 2-leg applications



Chain Size (1 leg)	Chain Size (2 leg)	WILL (tonnes)	H (mm)	J (mm)	K (mm)	Mass (kg)	Part No	Markings*
6.0–7.1	–	1.6	130	63	13	0.4	40617	7.1-40617
8.0/10.0	7.1/8.0	3.5	140	70	16	0.7	40618	10-40618-8
13.0	10.0	5.5	200	100	22	1.7	40619	13-40619-10
16.0	13.0	9.4	240	120	30	3.8	40620	16-40620-13
20.0	16.0	13.8	280	140	33	5.4	40621	20-40621-16
22.0	20.0	21.6	300	150	39	8.5	40622	22-40622-20
26.0	22.0	26.8	330	165	42	10.5	40623	26-40623-22
32.0	26.0	37.4	360	180	48	15.0	40624	32-40624-26
32.0	32.0	56.8	410	220	60	30.0	41767	MA60ML GR80



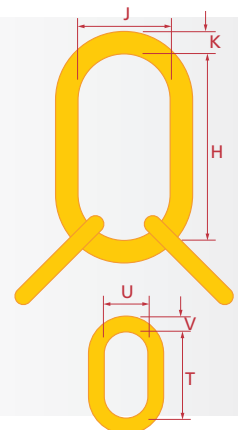
* Includes standard markings of either PWB-HA800 or PWB-HA8 (6–26mm sizes)

Large Multi Oblong Link

Designed for use in 2, 3 or 4-leg applications. The Large Multi Oblong Link comprises a master link and two intermediate links, each with the same lifting capacity. The intermediate links allow for back hooking and attachment of thimbles.



Chain Size (2, 3 or 4 leg)	WILL (tonnes)	H (mm)	J (mm)	K (mm)	T (mm)	U (mm)	V (mm)	Mass (kg)	Part No	Markings*
6.0–8.0	3.5	180	90	19	88	44	13	1.7	40542	40542-8
10.0	5.5	240	120	24	114	57	20	4.0	40543	40543-10
13.0	9.4	280	140	30	130	63	22	6.7	40544	40544-13
16.0	13.8	300	150	33	160	80	30	11.1	40545	40545-16
20.0	21.6	330	165	42	180	90	33	17.5	40546	40546-20
22.0	26.8	360	180	48	200	100	39	25.2	40547	40547-22
26.0	37.4	410	210	60	350	195	50	64.0	42048	MA60QA GR80
32.0	56.8	450	250	70	410	220	60	103.0	42049	MA70QA GR80



* Includes standard markings of PWB-HA800 or PWB-HA8 on the master link (6–22mm sizes)

PWB Anchor **Oblong Links**

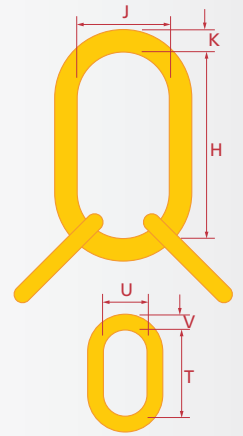
Enlarged Multi Oblong Link

The extended range of Oblong Links now includes the Enlarged Multi for use in 2, 3 or 4 leg Wire Rope assemblies. Generally to EN 1677 and incorporating a 4:1 design factor, comprise of a master link and two generous intermediate links specifically designed to accommodate the attachment of wire rope thimbles.

When selecting the Enlarged Multi Oblong Links in wire rope configurations, consider the appropriate Working Load Limit (WLL) as listed below.



WLL* (tonnes @ 90°)	WLL† (tonnes @ 90°)	H (mm)	J (mm)	K (mm)	T (mm)	U (mm)	V (mm)	Mass (kg)	Part No	Markings
3.9	3.1	150	75	16	90	50	13	1.4	42041	MA16QA GR80
8.6	7.9	162	90	22	140	70	20	3.6	42042	MA22QAS GR80
14.5	10.5	200	110	28	140	70	22	5.5	42043	MA28QAS GR80
23.1	16.7	270	140	36	185	90	28	11.9	42044	MA36QA GR80
29.0	21.0	280	155	40	200	110	32	16.4	42045	MA40QA GR80
36.5	25.7	320	175	45	225	125	36	23.5	42046	MA45QA GR80
45.2	33.0	350	195	50	260	130	40	32.3	42047	MA50QA GR80
59.9	42.4	410	220	60	350	195	50	64.0	42048	MA60QA GR80
84.7	60.0	450	250	70	410	220	60	103.0	42049	MA70QA GR80



* WLL based on 2 leg sling with one leg per intermediate link

† WLL based on 3 or 4 leg sling with maximum two legs per intermediate link

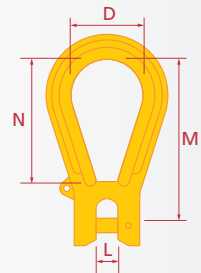
Note: WLL values expressed in this table are based on a Design Factor of 4:1

Pinlok End Link™

A versatile link designed for use in single leg applications, reeveable slings as top or terminal end fittings.



Chain Size (mm)	WLL (tonnes)	D (mm)	L (mm)	M (mm)	N (mm)	Mass (kg)	Part No	Markings*
7.1/8.0	2.0	38	9	100	80	0.3	40180	7-8 Pinlok Link
10.0	3.2	49	11	123	98	0.6	40181	10 Pinlok Link
13.0	5.4	63	14	158	121	1.2	40182	13 Pinlok Link
16.0	8.0	76	18	195	151	2.3	40183	16 Pinlok Link



* Includes standard marking of PWB-HA800

PWB Anchor Hooks

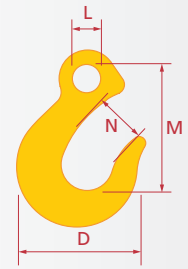
Forged from alloy steel and engineered to match high performance and a safety standard, the complete range of Herc-Alloy 800 hooks are available in Eye type or Pinlok for direct chain connection.

Sling Hook

A versatile, general purpose hook suitable for most slinging applications. Features generous throat opening for easy removal from loads.



Chain Size (mm)	WLL (tonnes)	D (mm)	L (mm)	M (mm)	N (mm)	Mass (kg)	Part No	Markings
6.0–8.0	2.0	89	18	82	32	0.4	40302	7-8 Sling
10.0	3.2	103	22	101	39	0.8	40303	10 Sling
13.0	5.4	120	26	120	48	1.3	40304	13 Sling
16.0	8.0	147	30	141	56	2.3	40305	16 Sling
20.0	12.5	199	37	198	63	5.6	40306	CM Herc Alloy 3/4 18/20-8
22.0	15.5	218	43	223	71	7.9	40307	CM Herc Alloy 7/8 22-8
26.0	21.6	243	47	250	79	10.6	40308	CM Herc Alloy 1 26-8
32.0	32.8	294	58	292	98	16.9	40309	CM Herc Alloy 1 1/4 32-8



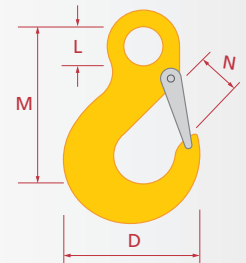
Sizes 7–8 to 16mm marked PWB HA800

Safety Latch Hook

Fitted with sturdy spring loaded safety catch for added security in lifting. Replacement safety latch kits readily available.



Chain Size (mm)	WLL (tonnes)	D (mm)	L (mm)	M (mm)	N (mm)	Mass (kg)	Part No	Markings
6.0–8.0	2.0	89	23	104	21	0.5	42050	7-8 Gr8 MAX ALLOY
10.0	3.2	108	30	130	28	1.1	42051	10 Gr8 MAX ALLOY
13.0	5.4	130	37	160	32	1.7	42052	13 Gr8 MAX ALLOY
16.0	8.0	152	44	185	40	3.4	42053	16 Gr8 MAX ALLOY
20.0	12.5	172	56	210	50	5.4	42054	20 Gr8 MAX ALLOY
22.0	15.5	218	43	223	60	8.5	40325	CM Herc Alloy 7/8 22-8
26.0	21.6	243	47	250	70	10.8	40326	CM Herc Alloy 1 26-8
32.0	32.8	294	58	292	86	17.0	40327	CM Herc Alloy 1 1/4 32-8



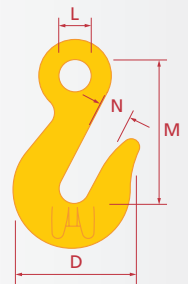
Grab Hook

Designed with a cradle support that avoids damaging chain links.

Sizes 6.0mm to 13.0mm have no reduction in WLL when used as a shortening hook.



Chain Size (mm)	WLL (tonnes)	D (mm)	L (mm)	M (mm)	N (mm)	Mass (kg)	Part No	Markings
6.0	1.2	41	14	42	8	0.1	40310	5-6 Grab
7.1/8.0	2.0	54	18	67	10	0.3	40311	7-8 Grab
10.0	3.2	70	22	83	13	0.6	40312	10 Grab
13.0	5.4	88	28	109	16	1.5	40313	13 Grab
16.0	8.0	104	32	121	19	2.0	40314	16-8 HA 5/8
20.0	12.5	124	37	140	22	3.2	40315	18/20-8 HA 3/4
22.0	15.5	144	44	165	25	4.7	40316	22-8 HA 7/8
26.0	21.6	178	48	206	30	9.4	40317	26-8 HA 1
32.0	32.8	210	57	267	38	18.1	40318	1 1/4 Alloy T8



Sizes 6 to 13mm marked PWB HA800

TM Herc-Alloy, Hammerlok, Couplok, Latchlok and Pinlok are trademarks of PWB Anchor Limited. Dimensions and masses subject to commercial tolerances and design changes without notice.

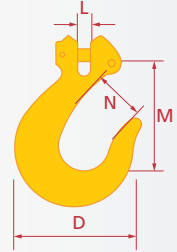
PWB Anchor Hooks

Pinlok Sling Hook™

A versatile, general purpose hook suitable for most slinging applications.



Chain Size (mm)	WLL (tonnes)	D (mm)	L (mm)	M (mm)	N (mm)	Mass (kg)	Part No	Markings
7.1/8.0	2.0	89	9	77	32	0.4	40384	7-8 Pinlok Sling
10.0	3.2	103	11	94	39	0.8	40385	10 Pinlok Sling
13.0	5.4	120	14	112	47	1.4	40386	13 Pinlok Sling
16.0	8.0	147	18	131	55	2.4	40387	16 Pinlok Sling
20.0	12.5	199	22	186	63	6.0	40388	CM Herc-Alloy 3/4 18/20-8



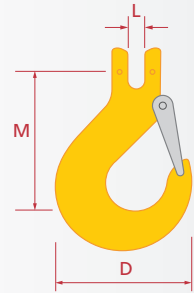
Sizes 7–8 to 16mm marked PWB HA800

Pinlok Safety Latch Hook™

Fitted with sturdy spring loaded safety latch for added security in lifting. Replacement safety latch kits readily available.



Chain Size (mm)	WLL (tonnes)	D (mm)	L (mm)	M (mm)	N (mm)	Mass (kg)	Part No	Markings
7.1-8.0	2.0	89	9	94	21	0.6	42060	7-8 Gr8 MAX ALLOY
10.0	3.2	108	13	115	28	1.1	42061	10 Gr8 MAX ALLOY
13.0	5.4	130	16	139	32	2.0	42062	13 Gr8 MAX ALLOY
16.0	8.0	152	19	162	40	3.6	42063	16 Gr8 MAX ALLOY
20.0	12.5	172	22	184	50	5.8	42064	20 Gr8 MAX ALLOY

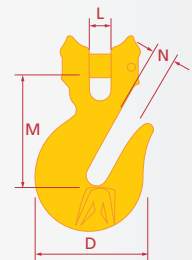


Pinlok Grab Hook™

With reinforced saddle for firmer hookups and less wear, the Herc-Alloy 800 Pinlok Grab Hook features an almost round leg section to resist twisting or bending. Ideal for back-hooking.



Chain Size (mm)	WLL (tonnes)	D (mm)	L (mm)	M (mm)	N (mm)	Mass (kg)	Part No	Markings
7.1/8.0	2.0	89	9	77	32	0.4	40379	7-8 Pinlok Grab
10.0	3.2	103	11	94	39	0.8	40380	10 Pinlok Grab
13.0	5.4	120	14	112	47	1.4	40381	13 Pinlok Grab
16.0	8.0	147	18	131	55	2.4	40382	16 Alloy-8
20.0	12.5	199	22	186	63	6.0	40383	18/20 Alloy-8



Sizes 7–8 to 13mm marked PWB HA800

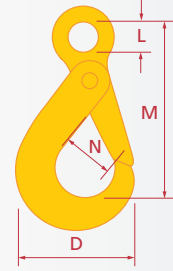
PWB Anchor Hooks

Latchlok Hook™

Easily closed with one hand, the Herc-Alloy 800 Latchlok Hook will lock itself when the load is engaged and will not disengage even if the load is temporarily set down. When the load is released, the latch is simply opened by pressing the release trigger, and stays open.



Chain Size (mm)	WLL (tonnes)	D (mm)	L (mm)	M (mm)	N (mm)	Mass (kg)	Part No	Markings
6.0	1.2	74	24	110	30	0.5	40498	CLo 5/6-8
7.1/8.0	2.0	88	30	130	36	0.8	40337	CLo 7/8-8
10.0	3.2	106	36	168	44	1.5	40338	CLo 10-8
13.0	5.4	136	47	196	50	3.2	40339	CLo 13-8
16.0	8.0	173	60	254	65	6.0	40340	CLo 16-8
20.0	12.5	187	66	274	78	7.9	40499	CLo 18/20-8
22.0	15.5	222	73	317	92	13.4	40501	CLo 22-8
26.0	21.6	254	80	371	87	23.0	40502	CLo 26-8

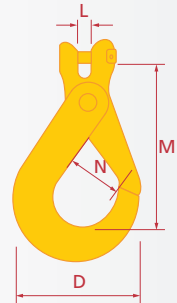


Pinlok Latchlok Hook™

Designed for rugged, demanding and critical applications, the Herc-Alloy 800 Pinlok Latchlok Hook can be mechanically coupled to chain for easy assembly and use.



Chain Size (mm)	WLL (tonnes)	D (mm)	L (mm)	M (mm)	N (mm)	Mass (kg)	Part No	Markings
6.0	1.2	74	6.5	85	30	0.5	40359	CLc5/6-8
7.1/8.0	2.0	88	9	113	36	0.7	40371	CLc 7/8-8
10.0	3.2	106	11	137	44	1.6	40372	CLc 10-8
13.0	5.4	136	14	170	50	3.2	40373	CLc 13-8
16.0	8.0	173	17	210	65	5.7	40374	CLc 16-8
20.0	12.5	187	22	235	78	8.1	40360	CLc 18/20-8
22.0	15.5	222	24	285	92	14.0	40364	CLc 22-8
26.0	21.6	254	28	319	87	22.5	40503	CLc 26.8

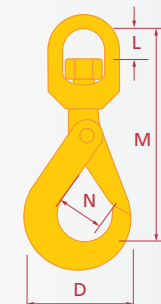


Swivel Latchlok Hook™

With all the features of a Latchlok Hook, but with the added bonus of swivel action to assist in the removal of sling leg twist. Particularly suitable for high-rise lifting.



Chain Size (mm)	WLL (tonnes)	D (mm)	L (mm)	M (mm)	N (mm)	Mass (kg)	Part No	Markings
6.0	1.2	74	24	141	30	0.6	40392	CLt5/6-8
7.1/8.0	2.0	88	27	171	36	1.0	40375	CLt 7/8-8
10.0	3.2	106	33	207	44	2.2	40376	CLt 10-8
13.0	5.4	136	41	250	50	4.0	40377	CLt 13-8
16.0	8.0	173	54	317	65	7.0	40378	CLt 16-8
20.0	12.5	187	61	355	78	10.0	40393	CLt 18/20-8
22.0	15.5	222	77	420	86	16.3	40394	CLt 22-8



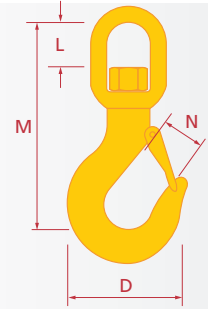
PWB Anchor Hooks

Swivel Hook with Latch

This range of Swivel Hooks are fitted with axial roller bearings for easy rotation and positioning of loads and are also fitted with sturdy spring loaded latches for added security.



Chain Size (mm)	WLL (tonnes)	D (mm)	L (mm)	M (mm)	N (mm)	Mass (kg)	Part No	Markings*
7.1/8.0	2.0	85	28	145	24	0.7	41047	CEL 7/8-8
10.0	3.2	100	30	180	30	1.3	41048	CEL 10-8
13.0	5.4	135	40	225	38	2.5	41049	CEL 13-8
16.0	8.0	165	55	280	46	4.4	41050	BA416 16-8



Sizes 7–8 to 13mm are fitted with 'forged' latches

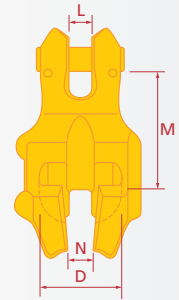
Pinlok Shortening Hook™

The Herc-Alloy 800 Pinlok Shortening Hook offers greater sling flexibility by allowing quick and effective shortening of the chain sling while being used at its full, unshortened, working load.

Not to be used as bottom fitting or for back-hooking or reeving applications.



Chain Size (mm)	WLL (tonnes)	D (mm)	L (mm)	M (mm)	N (mm)	Mass (kg)	Part No	Markings
7.1/8.0	2.0	29	9	67	9	0.3	40365	SCA 7/8-8T
10.0	3.2	36	11	77	11	0.7	40366	SCA 10-8T
13.0	5.4	47	15	101	14	1.5	40367	SCA 13-8T
16.0	8.0	62	18	127	18	2.6	40368	SCA 16-8T
20.0	12.5	74	22	157	23	3.5	40369	SCA 18/20-8T



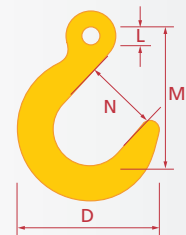
Note: Always ensure the loaded chain passes out of the bottom of the Pinlok Shortening Hook.

Foundry Hook

For use where large throat openings are necessary. Appropriate for foundry applications and unusually bulky attachment points.



Chain Size (mm)	WLL (tonnes)	D (mm)	L (mm)	M (mm)	N (mm)	Mass (kg)	Part No	Markings
7.1	1.6	121	16	121	63	1.1	40351	7 Foundry Alloy-8
10.0	3.2	146	19	146	76	1.9	40352	10 Foundry Alloy-8
13.0	5.4	171	25	175	89	3.2	40353	13 Foundry Alloy-8
16.0	8.0	198	32	205	102	5.3	40354	16 Foundry Alloy-8
20.0	12.5	232	38	235	114	9.1	40355	18/20 Foundry Alloy-8
22.0	15.5	256	44	264	127	11.8	40356	22 Foundry Alloy-8
26.0	21.6	283	54	294	140	16.7	40357	25 Foundry Alloy-8
32.0	32.8	322	60	327	152	26.5	40358	32 Foundry Alloy-8



PWB Anchor

Chain Slings & Weld-on attachments

HA800 Pre-assembled Chain Slings

The Herc-Alloy 800 product range has been extended to include a selection of pre-assembled, ready to use HA800 Chain Slings in the Adjustable 2 leg configuration.

Available in 2 metre, 3 metre, 4 metre and 6 metre lengths, and adjustable by means of Grab Hooks, these pre-assembled Chain Slings utilise Large Series Oblong Link and are supplied with either Pinlok Latchlok Hooks or Pinlok Safety Latch Hooks as terminal fittings.

Supplied in accordance with Australian Standard AS 3775, in the popular 8mm, 10mm & 13mm sizes, these Chain Slings are assembled, tested and tagged in a range of Working Load Limits (WLL) to suit your requirements.

Packaged in handy re-useable plastic containers with Test Certificates.



Chain Size (mm)	WLL (tonnes @ 60%)	Pinlok Latchlok Hook				Pinlok Safety Latch Hook			
		Part No. 2 metre	Part No. 3 metre	Part No. 4 metre	Part No. 6 metre	Part No. 2 metre	Part No. 3 metre	Part No. 4 metre	Part No. 6 metre
8.0	3.5	42110	42111	42112	42113	42190	42191	42192	42193
10.0	5.5	42114	42115	42116	42117	42194	42195	42196	42197
13.0	9.4	42118	42119	42120	42121	42198	42199	42200	42201

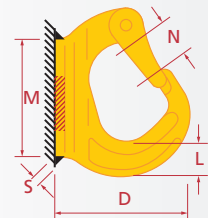
Other sizes, configurations and capacities available on request.

Weld-on Hook

The solution to lifting and spreader beam attachment problems, or for any fixed anchor points. Manufactured from treated alloy steel, the PWB Anchor Weld-On Hook allows for axial loading and positive locking of the safety latch.



WLL (tonnes)	D (mm)	L (mm)	M (mm)	N (mm)	S (mm)	Mass (kg)	Part No	Markings
2	91	24	83	25	5	0.8	40916	SY D1601 2T
5	134	44	162	35	10	2.5	40917	SYSMA D16 ST
10	169	56	207	47	10	5.0	40918	SYSMA D16 10T



- *Welding surfaces must be cleaned thoroughly*
- *Welding operations must be continuous and performed by qualified personnel*
- *Preheat welding surfaces if temperature below 10°C*
- *Use basic coated electrodes*
AS1553.1: E4818 Grade 4-6
AWS A5.1: E7018-1 or equivalent
- *Ensure assembly has been tested before use*

PWB Anchor **Herc-Alloy 800**

Component Selection Guide

Chain Size (mm)	Chain	Hammerlok	Couplok	Single leg		Multi leg			Sling Hook	Safety Hook	Grab Hook	Swivel Hook
				Regular Series	Large Series	Regular Series	Large Series	Large Multi				
6.0	40135	40437	40835	40490	40617	40490	—	40542	40302	42050	40310	—
7.1	40136	40836	—	40490	40617	40490	40618	40542	40302	42050	40311	41047
8.0	40959	40836	—	40490	40618	40490	40618	40542	40302	42050	40311	41047
10.0	40137	40837	—	40490	40618	40491	40619	40543	40303	42051	40312	41048
13.0	40138	40838	—	40491	40619	40492	40620	40544	40304	42052	40313	41049
16.0	40139	40440	40840	40492	40620	40493	40621	40545	40305	42053	40314	41050
20.0	40140	40441	40841	40493	40621	40494	40622	40546	40306	42054	40315	—
22.0	40141	40442	40842	40494	40622	40495	40623	40547	40307	40325	40316	—
26.0	41256	40443	40843	40495	40623	—	40624	42048	40308	40326	40317	—
32.0	40143	40444	40844	—	40624	—	41767	42049	40309	40327	40318	—

Chain Size (mm)	Foundry Hook	Latchlok Hook	Swivel Latchlok	Pinlok Latchlok	Pinlok Sling	Pinlok Safety	Pinlok Grab	Pinlok Shortening	Pinlok End Link
7.1	40351	40337	40375	40371	40384	42060	40379	40365	40180
8.0	—	40337	40375	40371	40384	42060	40379	40365	40180
10.0	40352	40338	40376	40372	40385	42061	40380	40366	40181
13.0	40353	40339	40377	40373	40386	42062	40381	40367	40182
16.0	40354	40340	40378	40374	40387	42063	40382	40368	40183
20.0	40355	40499	40393	40360	40388	42064	40383	40369	—
22.0	40356	40501	40394	40364	—	—	—	—	—
26.0	40357	40502	—	40503	—	—	—	—	—
32.0	40358	—	—	—	—	—	—	—	—

Blank Single Leg, Multi Leg and End Link Tags available separately

PWB Anchor **Herc-Alloy 800**

Maximum Working Load Limit (WLL) in tonnes

Chain Size (mm)	Single leg slings			2, 3, or 4 slings						Endless slings			
	Straight Sling	Adjustable Sling	Reeved Sling	Straight Sling 60°	Straight Sling 90°	Straight Sling 120°	Reeved Sling 60°	Reeved Sling 90°	Reeved Sling 120°	Basket Sling 60°	Basket Sling 90°	Basket Sling 120°	Reeved Sling
6.0	1.2	1.2	0.95	2.2	1.7	1.2	1.6	1.3	0.95	1.6	1.3	0.95	1.9
7.1	1.6	1.6	1.2	2.8	2.3	1.6	2.1	1.7	1.2	2.1	1.7	1.2	2.4
8.0	2.0	2.0	1.5	3.5	2.8	2.0	2.6	2.1	1.5	2.6	2.1	1.5	3.0
10.0	3.2	3.2	2.4	5.5	4.5	3.2	4.1	3.4	2.4	4.1	3.4	2.4	4.8
13.0	5.4	5.4	4.0	9.4	7.6	5.4	7.0	5.7	4.0	7.0	5.7	4.0	8.1
16.0	8.0	8.0*	6.0	13.8	11.3	8.0	10.4	8.5	6.0	10.4	8.5	6.0	12.0
20.0	12.5	12.5*	9.4	21.6	17.6	12.5	16.3	13.3	9.4	16.3	13.3	9.4	18.8
22.0	15.5	11.6*	11.6	26.8	21.9	15.5	20.1	16.4	11.6	20.1	16.4	11.6	23.2
26.0	21.6	16.2*	16.2	37.4	30.5	21.6	28.0	22.9	16.2	28.0	22.9	16.2	32.4
32.0	32.8	24.6*	24.6	56.8	46.4	32.8	42.6	34.8	24.6	42.6	34.8	24.6	49.2

The values expressed on this table exceed or meet the minimum requirements of AS 3775.2 and are stated in tonnes of 1000kg



Indicates that WLL applies to both 'rectangular' and 'circular' load.



Indicates nip angle, which must not exceed 120°.



Indicates the sling angle is equal to twice the greatest angle of inclination of a leg to the vertical.

*

Use of a grab hook 16.0mm to 32.0mm reduces the WLL of straight slings to that of reeved slings.
Use of a Pinlok Shortening Hook does not reduce the WLL.

The above maximum working load limits are for general conditions of use to group classification of crane mechanisms of M3 as specified in AS1418.1
WLL must never be exceeded, even at angles less than 60° or even if the load is flexible.

For other than general conditions of use the WLL will be derated to confirm to the group classification of crane mechanisms as specified in AS1418.1.

Every care has been taken to ensure the accuracy of information contained in this document which supersedes earlier publications, however, PWB Anchor Ltd shall not be liable for any loss or damage howsoever caused arising from the application of such information.

PWB Anchor Ltd maintains a policy of progress development of products and reserves the right to alter without notice, the specifications shown within this document

Care, Use and Inspection of PWB Anchor **Herc-Alloy 800** Chain Slings

Care

- Store Herc-Alloy 800 chain slings on A-frames or wall racks in a clean dry place.
- Lightly oil Herc-Alloy 800 chain slings before prolonged storage.
- Never heat-treat Herc-Alloy 800 chain slings.

Use

- Always inspect a chain sling before use to ensure it is free from damage or wear.
- Ensure that the load is evenly distributed on all sling legs.
- Ensure that the chain is free of twists and is protected from any sharp corners on the load.
- Commence the lift slowly, taking up the slack gradually.
- When lowering, avoid the possibility of crushing the chain by ensuring that the load does not land on it.

Inspection

It is important to inspect chain slings regularly and that a record is kept for each chain sling. Chain sling inspection record cards are available from PWB Anchor Ltd and Herc-Alloy 800 chain and fitting distributors free of charge.

- If necessary, clean the sling before inspection.
- Every chain link should be individually inspected for signs of wear, twisting, stretching, nicks, or gouging, and any worn link measured to determine degree of wear.
- Oblong links and hooks should be inspected at their loadbearing points for signs of wear or distortion, eg widening of hook throat opening.
- Defective chain links or fittings should be clearly marked to indicate rejection, and the chain sling withdrawn from service until repaired.
- Connectors should be inspected for any signs of wear at their loadbearing points, for excessive play of the load pin within the body halves and for impaired rotation of the body halves around the load pin. (Note: when reassembling a Hammerlok or Couplok it is recommended that a new pin and stud assembly be used.)
- Enter all results in the sling inspection record card.

Every care has been taken to ensure the accuracy of information contained in this document which supersedes earlier publications, however, PWB Anchor Ltd shall not be liable for any loss or damage howsoever caused arising from the application of such information.

PWB Anchor Ltd maintains a policy of progress development of products and reserves the right to alter without notice, the specifications shown within this document

Effects of Hazardous Conditions

Heat Conditions

The strength of all chain slings is adversely affected by heat so care must be exercised when using at elevated temperatures. Where temperatures are likely to be higher than 200°C reductions in the working load limits of Herc-Alloy 800 slings should be applied. (See table)

Temperature Range °C	Reduction of WLL while heated
Up to 200	Nil
200–300	10%
300–400	25%
Over 400	Do not use

Heat Treatment

Herc-Alloy 800 Chain & Fittings do not required periodic heat treatment and must never be heat treated.

Corrosive Conditions

Herc-Alloy 800 Chain & Fittings should not be used in acid or other corrosive environments.

Galvanising

Herc-Alloy 800 Chain & Fittings must never be hot dipped, mechanically galvanised or electroplated except by PWB Anchor.

Hot dipped galvanised slings must always have their working load reduced by 20%.



Securing a reputation for excellence

Since 1923 PWB Anchor has been recognised as Australia's undisputed leader in the manufacture and supply of premium quality chain and lifting equipment. With a vast distribution network, extensive stock holdings and spare parts, ISO 9001 accreditation and superior technical back-up, PWB Anchor provides the total lifting package to industry – unmatched Australia wide.

PWB Anchor Limited
ABN 28 004 235 732

Head office & manufacturing plant

441 Grimshaw Street
Bundoora Vic Australia 3083
PO Box 77
Bundoora Vic Australia 3083

Telephone

Sales: 03 9473 8270
Reception: 03 9467 2933
Facsimile: 03 9467 7290

pwbsales@pwbandor.com.au
www.pwbandor.com.au

Queensland

PWB Anchor Limited
1 / 119 Bandara Street
Richlands QLD 4077
Telephone: 07 3375 1288
Facsimile: 07 3375 8241

New South Wales

PWB Anchor Limited
98 Forrester Road
St Marys NSW 2760
Telephone: 02 9673 8103
Facsimile: 02 9673 8117

Western Australia

PWB Anchor Limited
19 Ernest Clark Road
Canning Vale WA 6155
Telephone: 08 9256 2499
Facsimile: 08 9256 1621



Quality
Endorsed
Company

AS/NZS ISO 9001
Lic. 2945
STANDARDS
AUSTRALIA

HA6/09

